

## **User instructions for the Europa Uomo chatbot (prostate cancer automated assistant)**

Welcome to our prostate cancer chatbot.

The chatbot is intended for patients and relatives. It answers questions about various aspects of prostate cancer such as diagnosis, examinations, treatments, medications, and research.

### **You are always anonymous**

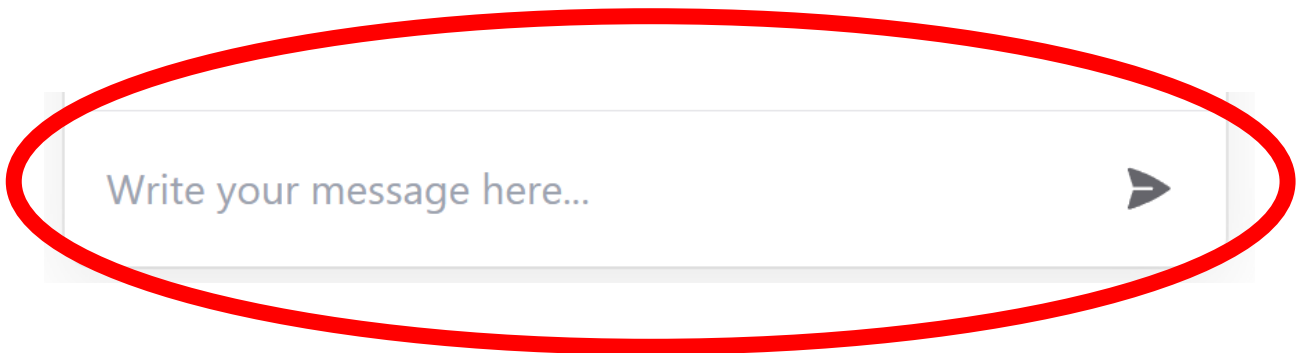
All usage of the chatbot is anonymous, and you should never provide your personal information such as name, address, social security number, phone number, or any other contact details.

### **To open the chatbot**

Click on the chat icon in the lower right corner.

### **Asking questions**


Simply type your question in the question field at the bottom and press the enter button or click on the arrow in the bottom right corner:



A screenshot of the chatbot's input field, which is a white rounded rectangle with a red oval border. Inside the field, the text "Write your message here..." is displayed in a light gray font. On the right side of the field, there is a small gray arrow pointing to the right, indicating the submit button.


### Starting a new conversation

To start a new conversation and delete the old conversation, click on the double-sided round arrows at the top right:



### Closing the chatbot

Click on the cross symbol at the top right corner:



### Using your own language

The chatbot supports approximately 95 different languages. If you want to speak in a language other than English, you need to ask the chatbot to use language you want. For example, type "Habla español", "Sprechen Deutsch", or "Snakke norsk". The conversation will then continue in the chosen language.

### Remember...

- A chatbot is not a search engine but a conversational robot that expects clear questions – just like when you talk to a real person.
- You can ask the chatbot to explain or expand on an answer if you want more information.
- You can ask follow-up questions.